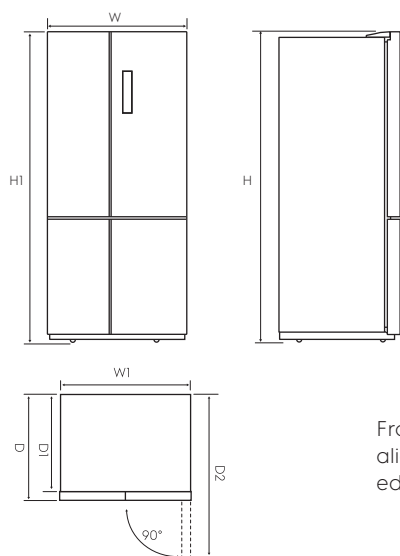


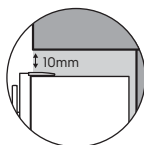
# Dimension Guide

## French door refrigerator

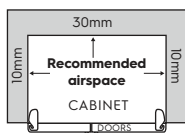
**Model:**  
EQE6909A-B



### Minimum Recommended Airspaces

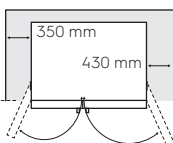


Allow 10mm clearance above the hinge covers.



**Please note:** Doors are designed to sit proud of cabinetry (not flush).

Front face of bench aligned to front corner edge of cabinet.



Allow a 350 or 430mm clearance on the hinge side of the doors, if you place the refrigerator next to the wall. This will make cleaning easier.

French door with single drawer models:	Door width (W)	Total depth (D)	Maximum height (H)	Cabinet width (W1)	Cabinet depth (D1)	Depth door open (D2)	Cabinet height (H1)
EQE6909A-B	905	775	1935				

**Important!** Please ensure that the access to your kitchen (including doorways, corridors, island benches, etc) allows sufficient clearance to move your fridge into position.

**Please note!** Dimensions to be used as a guide only. All customers MUST refer to the user manual supplied with the product for detailed installation instructions.

© 2021 Electrolux S.E.A PTE. LTD. E\_DIM\_EQE6909A-B\_Jan21