


INSTALLATION INSTRUCTION

1. Open the box, take out the polyfoam, and put it on the even ground, remove and abandon the poly bag.




BE CAREFUL WHEN YOU ABANDON THE POLY BAG IF IT IS ACCESSIBLE FOR CHILDREN.
IT IS NOT A TOY FOR CHILDREN


2. Take out the gas stove, and put it upside down on the polyfoam, take out the legs, knob sets and burner caps bag, release the trivets by unfasten the ties.
3. Install four legs on the four square yard by nuts as followings show




4. Remove the fasten ties on the burner cap, and put the burner cap on right position as followings:



ETG729GKT

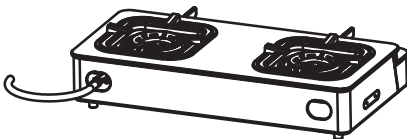


ETG728GK
/ETG728TL



ETG726GK/ETG726XS

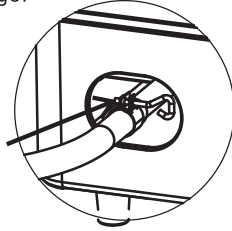
5. Put the trivet on right position
6. Take off the dust proof cap of the gas inlet which located at the back side of the stove, connect the gas pipe to the inlet, then fasten the connection by turning the clamp clockwise..





WARNING: MAKE SURE THE SUPPLIED GAS AND PRESSURE IS THE SAME AS LABEL MARKED, DIFFERENT GAS TYPE AND PRESSURE WILL CAUSE SERIOUS RESULT OF BODY INJURY AND FORTUNE DAMAGE, EVEN DEATH.

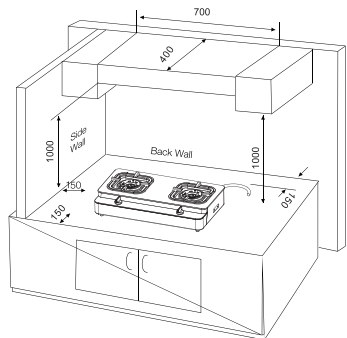
7. Check leakage, turn the knob to “ off ” position, put soap water on connectors of gas hose, then open the gas valve, bubbles indicate leakage if found. You need to check the gas connection again then re-check the leakage.




WARNING: LEAKAGE MUST BE CHECKED AT THE FIRST USE, NEVER USE THE STOVE WITHOUT LEAKAGE CHECK

8. The distance between the products be put around and stove should be more than 15cm, there should be more than 100cm space above the stove

9. The distance between the stove and cylinder should be around 1m, the proper length of the inlet gas hose is 1m-2m. One side of the hose connect the cylinder, the other side connect the gas inlet. The hose cannot contact any other parts of stove and thrill through the bottom of the stove, cannot bend it forcedly.



The length of gas pipe cannot exceed 2m



10. It is recommended to install range hood above the stove, and the distance between top of the stove to bottom of the range hood is about 700mm